JBL MESH BELT

ENGINEERED · MATCHED · DELIVERED

Engineering-Controlled Metal Conveyor Belt Partner

TECHNICAL SPECIFICATION

SPROCKETS

Reference specifications and customizable configurations

REVIEW V2 • JBL-SP-TS • 2026-09-21



OUR PRODUCT CAPABILITIES

Sprockets - Reference specifications and matching options

Parameter	Reference options / confirmation
Metal Materials	SUS304 / SUS316 / Mild Steel*
Polymer Materials	Nylon / UHMWPE / POM*
Pitch and Tooth Profile	Matched to the selected belt or chain
Tooth Count	Project-specific; see the separate reference examples
Diameters	Outside, pitch and hub diameters follow the drawing
Bore	Round / Square; fit and tolerances to be confirmed
Overall Thickness	Project-specific; includes the specified hub arrangement
Keyway / Set Screws	As required by the confirmed drawing
Drive Configuration	Tooth rows, split form and mounting to be confirmed

* Options are structure-specific. Reference examples do not establish interchangeable combinations or suitability for every belt. Inch values are rounded references. Final dimensions and tolerances follow the approved project drawing.

CUSTOM SPECIFICATIONS

All specifications can be customized.

Materials, tooth profiles, dimensions and mounting details can be matched to your belt and equipment.

Send your drawing, sample photos and mating belt or chain details.

ORDER REFERENCE DIMENSIONS

A - Chain-Driven Belt

Parameter	Selected order reference
Material	SUS304
Matching Chain	C2052; pitch 31.75 mm (1.250 in)
Tooth Count	11
Pitch Diameter	112.7 mm (4.437 in)
Overall Thickness	45 mm (1.772 in)
Hub Diameter	70 mm (2.756 in); single-sided hub
Bore	30 mm (1.181 in)
Tooth Thickness	8.7 mm (0.343 in)
Set Screws	Two M8; 90 degrees apart

Confirm the keyway size, shaft fit and drawing tolerances.

B - Spiral Freezer Belt

Parameter	Selected order reference
Material	SUS304
Matching U-link Pitch	38.1 mm (1.500 in); mating rod diameter 6 mm (0.236 in)
Tooth Count	16
Outside / Pitch Diameter	219.48 mm (8.641 in) / 195.33 mm (7.690 in)
Overall Thickness	50.8 mm (2.000 in)
Hub Diameter	176.78 mm (6.960 in)
Bore	50 mm (1.969 in)
Keyway Width x Depth	9.525 x 4.76 mm (0.375 x 0.187 in)
Set Screws	Two M8; 90 degrees apart

Confirm counterbore dimensions, tooth profile and shaft fit.

Selected dimensions from separate order records. These are not complete manufacturing drawings; final specifications require project confirmation.

ORDER REFERENCE DIMENSIONS

C - Spiral Freezer Belt

Parameter	Selected order reference
Material	POM
Matching U-link Pitch	27.4 mm (1.079 in); mating rod diameter 5 mm (0.197 in)
Tooth Count	14
Outside Diameter	142.44 mm (5.608 in)
Overall Thickness	24 mm (0.945 in)
Hub Diameter	100 mm (3.937 in)
Bore	35 mm (1.378 in)
Tooth Thickness	12 mm (0.472 in)
Keyway Width x Depth	10 x 3.3 mm (0.394 x 0.130 in)

Confirm the tooth-root profile and fit against the drawing.

D - Z-Type Ladder Belt

Parameter	Selected order reference
Material	UHMWPE; white
Matching Belt Pitch	12.7 mm (0.500 in)
Matching Wire Diameter	1.8 mm (0.071 in)
Tooth Count	25
Outside Diameter	Approximately 108 mm (4.252 in)
Overall Thickness	50 mm (1.969 in)
Square Bore	38.3 x 38.3 mm (1.508 x 1.508 in)
Keyway	None
Set Screws	None

Confirm square-bore fit and matching belt engagement.

Selected dimensions from separate order records. These are not complete manufacturing drawings; final specifications require project confirmation.

ORDER REFERENCE DIMENSIONS

E - Eye Link Belt

Parameter	Selected order reference
Material	SUS304
Matching Chain Pitch	25.4 mm (1.000 in)
Tooth Count	13
Outside Diameter	Approximately 117 mm (4.606 in)
Overall Thickness	50 mm (1.969 in)
Hub Diameter	60 mm (2.362 in)
Bore	40 mm (1.575 in)
Keyway Dimension*	12 mm (0.472 in); definition to be confirmed
Set-screw Hole	One M10, through the keyway

* Confirm keyway width/depth and the chain drive location.

F - Balanced Weave Belt

Parameter	Selected order reference
Material	Nylon; black
Tooth Rows	5
Teeth per Row	29
Outside Diameter	Approximately 127.7 mm (5.028 in)
Root Diameter	122 mm (4.803 in)
Overall Thickness	25.5 mm (1.004 in)
Bore	30 mm (1.181 in)
Keyway Width x Depth	8 x 4.43 mm (0.315 x 0.174 in)
Matching Basis	Customer sample; dimensions to be verified

Confirm the tooth-row spacing, profile and sample match.

Selected dimensions from separate order records. These are not complete manufacturing drawings; final specifications require project confirmation.

SPROCKET REFERENCE PHOTOGRAPHS









Reference sprocket forms; also shown in the Plate Link Belt specification. Confirm the mating chain and tooth profile.

SPROCKET REFERENCE PHOTOGRAPHS









Individual measurement photos. Confirm which dimension is measured and the required drawing tolerance.

SPROCKET REFERENCE PHOTOGRAPHS





Reference tooth and hub forms. Confirm chain pitch, roller dimensions, bore, keyway and overall thickness.

SPROCKET REFERENCE PHOTOGRAPHS









Reference sprocket forms. Confirm the U-link pitch, rod diameter, tooth profile and mounting dimensions.

SPROCKET REFERENCE PHOTOGRAPHS









Polymer sprocket examples. Confirm material grade, square-bore dimensions and belt engagement.

SPROCKET REFERENCE PHOTOGRAPHS









Reference sprocket and belt engagement photos. Confirm pitch, wire diameter and tooth profile together.

SPROCKET REFERENCE PHOTOGRAPHS









Reference cylindrical drive forms. Confirm profile, working width, material and bore against the project drawing.

SPROCKET REFERENCE PHOTOGRAPHS









Reference multi-row tooth forms. Confirm row spacing, tooth profile, shaft geometry and belt engagement.

SPROCKET REFERENCE PHOTOGRAPHS





Reference split sprocket forms. Confirm split joints, fixing-hole pattern, material and mounting details.

SPROCKET REFERENCE PHOTOGRAPHS









Reference tooth forms. Confirm center-drive or chain-drive position and the matching belt construction.

SPROCKET REFERENCE PHOTOGRAPHS






Reference material and tooth-form options. Confirm grade, tooth profile, bore and required fit.

SPROCKET REFERENCE PHOTOGRAPHS









Reference sprocket forms. Confirm belt pitch, connector-rod diameter, tooth profile and mounting dimensions.

JBL MESH BELT

ENGINEERED · MATCHED · DELIVERED

Engineering-Controlled Metal Conveyor Belt Partner

START A PROJECT WITH JBL

Engineering-Controlled Metal Conveyor Belt Partner
Sprockets · Custom Configurations

Engineered · Matched · Delivered

Send your drawing, belt photos or required dimensions.

WHY BUYERS CAN TRUST JBL

PROJECT	CUSTOM
EXPERIENCE	SPECIFICATIONS
Specifications from customer projects	*Tailored to your equipment and application*

TECHNICAL SUPPORT

Application Review	**Drawings, dimensions and operating conditions**
Specification Alignment	**Belt, edge and sprocket configuration**
Project Follow-up	**Specification confirmation and order follow-up**

GET IN TOUCH

Jin Bei Li Metal (Suzhou) Co., Ltd.

Email info@jblmeshbelt.com

WhatsApp +86 138 1487 2506

Website www.jblmeshbelt.com | www.jblmeshbelts.com

© 2026 JBL Mesh Belt | All rights reserved | info@jblmeshbelt.com | www.jblmeshbelt.com | www.jblmeshbelts.com