JBL MESH BELT

ENGINEERED · MATCHED · DELIVERED

Engineering-Controlled Metal Conveyor Belt Partner

TECHNICAL SPECIFICATION

SMALL RADIUS SPIRAL FREEZER BELT

Reference specifications and customizable configurations

REVIEW V2 • JBL-SR-TS • 2026-09-21



OUR PRODUCT CAPABILITIES

Small Radius Spiral Freezer Belt - Reference specification overview

Parameter	Reference options
Material	SUS304 / SUS316
Spiral Pitch	5-23 mm (0.197-0.906 in)
Rod Pitch Pairs*	19.05 x 27.4 mm (0.750 x 1.079 in) / 27.4 x 38.1 mm (1.079 x 1.500 in)
Rod Diameter	5.0 mm (0.197 in)
Spiral Wire Diameter	1.2 mm (0.047 in) / 1.4 mm (0.055 in) / 1.5 mm (0.059 in) / 1.6 mm (0.063 in) / 1.7 mm (0.067 in) / 1.8 mm (0.071 in)
Belt Width	300-1200 mm (11.81-47.24 in); custom widths
Belt Length	Custom (m or ft)
Turn-Ratio Coefficient*	1.1 (reference; definition to be confirmed)
Surface Treatment	Pickling / Electropolishing
Edge Treatment	Button Welded / Flat-Hat Welded / Rod Welded
Sprockets	Supply optional; matched to the project drawing

CUSTOM SPECIFICATIONS

All specifications can be customized.

Dimensions, materials, pitch pairs and edge details can be tailored to your equipment and operating requirements.

Send us your drawing, photos or required dimensions.

* Pitch pairs: inner/middle x outer. Confirm the 1.1 turn-ratio definition and applicable structures and combinations. Final specifications follow the project drawing. Inch values are rounded references. Final dimensions and tolerances follow the approved project drawing.

SMALL RADIUS SPIRAL FREEZER BELT

PRODUCT CONFIGURATIONS & APPLICATIONS







SPIRAL FREEZING

Spiral freezing, rapid-freezing and continuous freezing applications.

CONTINUOUS COOLING

Continuous cooling conveyors, with belt selection matched to operating conditions.

Custom specifications are available to suit your equipment and application requirements.

Share your belt photos, drawings or operating conditions with JBL Mesh Belt for review.

Application suitability depends on belt configuration, materials and operating conditions.

JBL Mesh Belt | info@jblmeshbelt.com | WA: +86 138 1487 2506 | www.jblmeshbelt.com | www.jblmeshbelts.com

TECHNICAL SPECIFICATIONS

Reference specifications. All specifications can be customized.

Belt Type	Small Radius Spiral Freezer Belt
Material	SUS304 / SUS316
Spiral Pitch	5-23 mm (0.197-0.906 in)
Rod Pitch Pairs*	19.05 x 27.4 mm (0.750 x 1.079 in) / 27.4 x 38.1 mm (1.079 x 1.500 in)
Rod Diameter	5.0 mm (0.197 in)
Spiral Wire Diameter	1.2 mm (0.047 in) / 1.4 mm (0.055 in) / 1.5 mm (0.059 in) / 1.6 mm (0.063 in) / 1.7 mm (0.067 in) / 1.8 mm (0.071 in)
Belt Width	300-1200 mm (11.81-47.24 in); custom widths
Belt Length	Custom (m or ft)
Turn-Ratio Coefficient*	1.1 (reference; definition to be confirmed)
Surface Treatment	Pickling / Electropolishing
Edge Treatment	Button Welded / Flat-Hat Welded / Rod Welded
Sprockets	Supply optional; material, tooth count, bore and keyway follow the project drawing

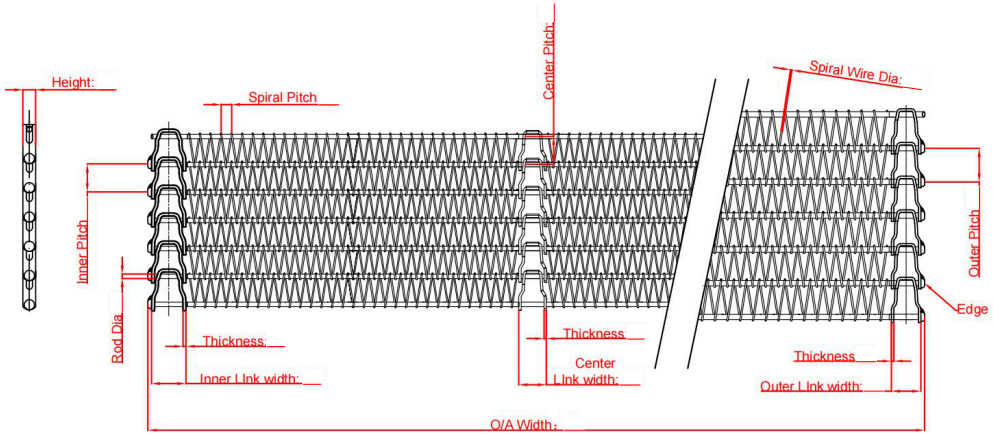

Please provide your equipment or belt drawing to confirm dimensions.
Dia = diameter; O/A Width = overall width.

* Pitch pairs: inner/middle x outer. Confirm the turn-ratio formula, radius reference and belt-width definition.

Reference ranges and combinations are structure-specific and require project confirmation.

SPIRAL BELT PITCH OPTIONS







Inner / Middle: 19.05 mm (0.750 in) | Outer: 27.4 mm (1.079 in)

SPEC 02

SPIRAL BELT PITCH OPTIONS







Inner / Middle: 27.4 mm (1.079 in) | Outer: 38.1 mm (1.500 in)

SPEC 03 TURN-RATIO REFERENCE EXAMPLES





Pitch: 19.05 x 27.4 mm (0.750 x 1.079 in) | Width: 660 mm (25.98 in) | Turn ratio: 1.1*

* Reference example. Confirm the ratio formula, radius reference, belt-width definition and operating conditions.

TURN-RATIO REFERENCE EXAMPLES





Pitch: 27.4 x 38.1 mm (1.079 x 1.500 in) | Width: 1067 mm (42.01 in) | Turn ratio: 1.1*

* Reference example. Confirm the ratio formula, radius reference, belt-width definition and operating conditions.

SPEC 04 EDGE TREATMENT OPTIONS



Button Welded



Flat-Hat Welded



Rod Welded

Confirm edge geometry, link dimensions and welding details against the project drawing.

SURFACE TREATMENT OPTIONS



Pickling

Removes heat tint and surface scale.



Electropolishing

Improves smoothness, cleanability and corrosion resistance.

MATCHING SPROCKETS









SUS304 / SUS316

Confirm pitch, tooth profile, tooth count, material, bore, keyway and mounting details against the project drawing.

MATCHING SPROCKETS






Nylon / UHMWPE / POM

Confirm pitch, tooth profile, tooth count, material, bore, keyway and mounting details against the project drawing.

JBL MESH BELT

ENGINEERED · MATCHED · DELIVERED

Engineering-Controlled Metal Conveyor Belt Partner

START A PROJECT WITH JBL

Engineering-Controlled Metal Conveyor Belt Partner
Small Radius Spiral Freezer Belt · Custom Configurations

Engineered · Matched · Delivered

Send your drawing, belt photos or required dimensions.

WHY BUYERS CAN TRUST JBL

PROJECT	CUSTOM
EXPERIENCE	**SPECIFICATIONS**
Specifications from customer projects	*Tailored to your equipment and application*

TECHNICAL SUPPORT

Application Review	**Drawings, dimensions and operating conditions**
Specification Alignment	**Belt, edge configuration and sprocket matching**
Project Follow-up	**Specification confirmation and order follow-up**

GET IN TOUCH

Jin Bei Li Metal (Suzhou) Co., Ltd.

Email ✉ info@jblmeshbelt.com

WhatsApp +86 138 1487 2506

Website www.jblmeshbelt.com | www.jblmeshbelts.com

© 2026 JBL Mesh Belt | All rights reserved | info@jblmeshbelt.com | www.jblmeshbelt.com | www.jblmeshbelts.com