JBL MESH BELT

ENGINEERED · MATCHED · DELIVERED

Engineering-Controlled Metal Conveyor Belt Partner

TECHNICAL SPECIFICATION

SIDE-DRIVEN BELT

Reference specifications and customizable configurations

REVIEW V2 • JBL-SD-TS • 2026-09-21



OUR PRODUCT CAPABILITIES

Side-Driven Belt - Reference specification overview

Parameter	Stainless steel mesh	POM mesh
Mesh Material	SUS304 / SUS316	POM (grade to confirm)
Spiral Pitch	5-23 mm (0.197-0.906 in)	Not applicable
Rod Pitch	31.75 mm (1.250 in) / 34 mm (1.339 in)	31.75 mm (1.250 in) / 34 mm (1.339 in)
Rod Diameter	6.0 mm (0.236 in)	6.0 mm (0.236 in)
Spiral Wire Diameter	1.2 mm (0.047 in) / 1.4 mm (0.055 in) / 1.5 mm (0.059 in) / 1.6 mm (0.063 in) / 1.7 mm (0.067 in) / 1.8 mm (0.071 in)	Not applicable
Belt Width	300-1100 mm (11.81-43.31 in); custom	300-1100 mm (11.81-43.31 in); custom
Belt Length	Custom (m or ft)	Custom (m or ft)
Turn-Ratio Coefficient	1.63 (definition to confirm)	1.63 (definition to confirm)

Reference options are structure-specific. Final dimensions, material grades and combinations follow the confirmed project drawing.
Inch values are rounded references. Final dimensions and tolerances follow the approved project drawing.

CUSTOM SPECIFICATIONS

All specifications can be customized.

Dimensions, mesh materials and side-drive configurations can be tailored to your equipment and operating requirements.

Send us your drawing, photos or required dimensions.

SIDE-DRIVEN BELT SURFACE

PRODUCT CONFIGURATIONS & APPLICATIONS







Stainless steel mesh

FOOD PROCESSING
Selected food lines with a side-drive arrangement.

DRYING
Continuous drying conveyors, subject to configuration review.

COOLING
Selected cooling systems with equipment and belt matching.

INDUSTRIAL CONVEYING
Continuous conveyors requiring side-drive integration.

Custom specifications are available to suit your equipment and application requirements.

Share your belt photos, drawings or operating conditions with JBL Mesh Belt for review.

Application suitability depends on belt configuration, materials and operating conditions.

JBL Mesh Belt | info@jblmeshbelt.com | WA: +86 138 1487 2506 | www.jblmeshbelt.com | www.jblmeshbelts.com

TECHNICAL SPECIFICATIONS

Reference specifications. All specifications can be customized.

Belt Type	Side-Driven Belt (stainless steel mesh)
Mesh Material	SUS304 / SUS316
Spiral Pitch	5-23 mm (0.197-0.906 in)
Rod Pitch	31.75 mm (1.250 in) / 34 mm (1.339 in)
Rod Diameter	6.0 mm (0.236 in)
Spiral Wire Diameter	1.2 mm (0.047 in) / 1.4 mm (0.055 in) / 1.5 mm (0.059 in) / 1.6 mm (0.063 in) / 1.7 mm (0.067 in) / 1.8 mm (0.071 in)
Belt Width	300-1100 mm (11.81-43.31 in); custom widths
Belt Length	Custom (m or ft)
Turn-Ratio Coefficient	1.63 (definition to confirm)
Surface Treatment	Electropolishing
Edge Treatment	Welded

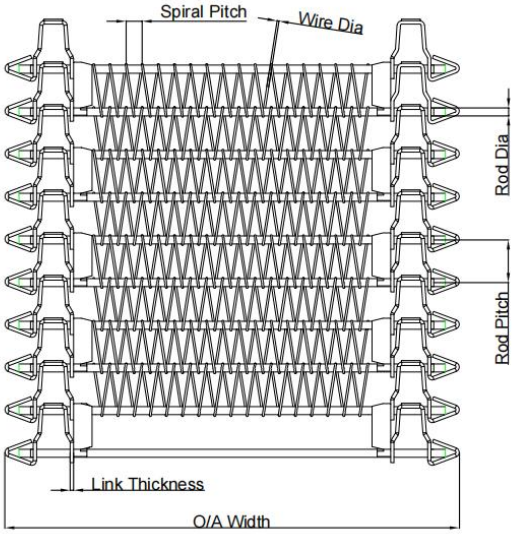

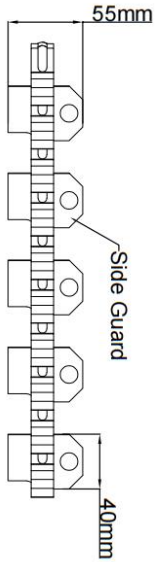

Reference ranges and combinations depend on the selected structure and confirmed project drawing.

Confirm the 1.63 turn-ratio formula, width measurement points and applicability of the 55 mm (2.165 in) / 40 mm (1.575 in) drawing dimensions.

SIDE-DRIVEN BELT SURFACE







POM mesh

TECHNICAL SPECIFICATIONS

Reference specifications. All specifications can be customized.

Belt Type	Side-Driven Belt (POM mesh)
Mesh Material	POM (exact grade to confirm)
Spiral Pitch	Not applicable
Rod Pitch	31.75 mm (1.250 in) / 34 mm (1.339 in)
Rod Diameter	6.0 mm (0.236 in)
Spiral Wire Diameter	Not applicable
Belt Width	300-1100 mm (11.81-43.31 in); custom widths
Belt Length	Custom (m or ft)
Turn-Ratio Coefficient	1.63 (definition to confirm)
Surface Treatment	Electropolishing (parts to confirm)
Edge Treatment	Welded (parts to confirm)

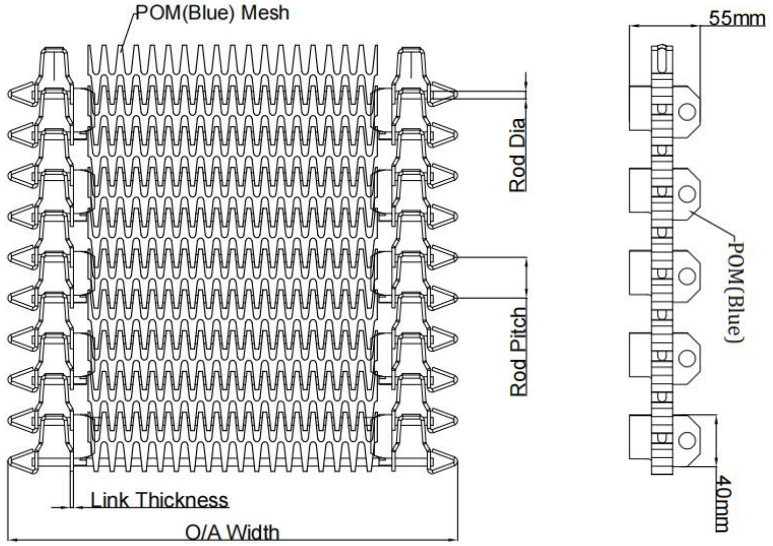

Source material description: DuPont low-temperature POM. Confirm exact grade, service temperature and material documentation.

Confirm which metal components require electropolishing and welding. POM mesh specifications follow the project drawing.

Confirm the 1.63 turn-ratio formula, valid combinations and the width and 55 mm (2.165 in) / 40 mm (1.575 in) drawing dimensions.

SPEC 02

SIDE-DRIVEN BELT PITCH OPTIONS

Reference rod pitch options. Mesh geometry follows the selected structure and project drawing.



31.75 mm (1.250 in)



34 mm (1.339 in)

Confirm product load, equipment geometry, turn ratio and matching sprocket dimensions for the selected structure.

SPEC 03 EDGE TREATMENT OPTIONS





Welded

Confirm welded metal connections and plastic component attachment details against the project drawing.

SPEC 04 MATCHING SPROCKETS







UHMWPE

UHMWPE sprockets: confirm belt pitch, tooth profile, tooth count, bore, keyway and mounting details per drawing.

JBL MESH BELT

ENGINEERED · MATCHED · DELIVERED

Engineering-Controlled Metal Conveyor Belt Partner

START A PROJECT WITH JBL

Engineering-Controlled Metal Conveyor Belt Partner
Side-Driven Belt · Matching Sprockets · Replacement Support

Engineered · Matched · Delivered

Send your drawing, belt photos or required dimensions.

WHY BUYERS CAN TRUST JBL

PROJECT

EXPERIENCE

Specifications from customer projects

CUSTOM

SPECIFICATIONS

Tailored to your equipment and application

TECHNICAL SUPPORT

Application Review	**Drawings, dimensions and operating conditions**
Specification Alignment	**Belt, edge configuration and sprocket matching**
Project Follow-up	**Specification confirmation and order follow-up**

GET IN TOUCH

Jin Bei Li Metal (Suzhou) Co., Ltd.

Email ✉ info@jblmeshbelt.com

WhatsApp +86 138 1487 2506

Website www.jblmeshbelt.com | www.jblmeshbelts.com

© 2026 JBL Mesh Belt | All rights reserved | info@jblmeshbelt.com | www.jblmeshbelt.com | www.jblmeshbelts.com