JBL MESH BELT

ENGINEERED · MATCHED · DELIVERED

Engineering-Controlled Metal Conveyor Belt Partner

TECHNICAL SPECIFICATION

CHAIN-DRIVEN BELT

Reference specifications and customizable configurations

REVIEW V2 • JBL-CD-TS • 2026-09-21



OUR PRODUCT CAPABILITIES

Chain-Driven Belt - Reference specification overview

Parameter	Reference options
Material	SUS304 / SUS316 / Carbon Steel
Spiral Pitch	3-20 mm (0.118-0.787 in)
Crimped Wire Pitch	4-20 mm (0.157-0.787 in)
Spiral Wire Diameter	1.0 mm (0.039 in) / 1.2 mm (0.047 in) / 1.4 mm (0.055 in) / 1.6 mm (0.063 in) / 1.8 mm (0.071 in) / 2.0 mm (0.079 in) / 2.5 mm (0.098 in) / 3 mm (0.118 in)
Crimped Wire Diameter	1.0 mm (0.039 in) / 1.2 mm (0.047 in) / 1.4 mm (0.055 in) / 1.6 mm (0.063 in) / 1.8 mm (0.071 in) / 2.0 mm (0.079 in) / 2.5 mm (0.098 in) / 3 mm (0.118 in)
Cross Rod Diameter	4 mm (0.157 in) / 5 mm (0.197 in) / 6 mm (0.236 in) / 8 mm (0.315 in) / 9 mm (0.354 in) / 10 mm (0.394 in) / 12 mm (0.472 in)
Cross Rod Pitch	Project-specific multiples of chain pitch
Chain Pitch	12.7 mm (0.500 in) / 15.875 mm (0.625 in) / 25.4 mm (1.000 in) / 31.75 mm (1.250 in) / 38.1 mm (1.500 in) / 50.8 mm (2.000 in) / 63.5 mm (2.500 in)
Belt Width	300-5000 mm (11.81-196.85 in); custom widths

Reference options are configuration-specific. Final dimensions and combinations follow the confirmed project drawing.
Inch values are rounded references. Final dimensions and tolerances follow the approved project drawing.

CUSTOM SPECIFICATIONS

All specifications can be customized.

Dimensions, materials, chain configurations and accessories can be tailored to your equipment and operating requirements.

Send us your drawing, photos or required dimensions.

CHAIN-DRIVEN BELT SURFACE

PRODUCT CONFIGURATIONS & APPLICATIONS







FRYING
Continuous frying with chain and drive arrangement reviewed.

DRYING
Continuous conveying through drying equipment.

SEAFOOD PROCESSING
Selected seafood conveying applications, subject to project review.

FOOD PROCESSING
Food lines requiring positive drive and controlled conveying.

INDUSTRIAL CONVEYING
Continuous industrial conveying with chain and sprocket matching.

Custom specifications are available to suit your equipment and application requirements.

Share your belt photos, drawings or operating conditions with JBL Mesh Belt for review.

Application suitability depends on belt configuration, materials and operating conditions.

JBL Mesh Belt | info@jblmeshbelt.com | WA: +86 138 1487 2506 | www.jblmeshbelt.com | www.jblmeshbelts.com

CHAIN-DRIVEN BELT SURFACE







TECHNICAL SPECIFICATIONS

Reference specifications. All specifications can be customized.

Belt Type	Chain-Driven Belt
Material	SUS304 / SUS316 / Carbon Steel
Spiral Pitch	3-20 mm (0.118-0.787 in)
Crimped Wire Pitch	4-20 mm (0.157-0.787 in)
Spiral Wire Diameter	1.0 mm (0.039 in) / 1.2 mm (0.047 in) / 1.4 mm (0.055 in) / 1.6 mm (0.063 in) / 1.8 mm (0.071 in) / 2.0 mm (0.079 in) / 2.5 mm (0.098 in) / 3 mm (0.118 in)
Crimped Wire Diameter	1.0 mm (0.039 in) / 1.2 mm (0.047 in) / 1.4 mm (0.055 in) / 1.6 mm (0.063 in) / 1.8 mm (0.071 in) / 2.0 mm (0.079 in) / 2.5 mm (0.098 in) / 3 mm (0.118 in)
Cross Rod Diameter	4 mm (0.157 in) / 5 mm (0.197 in) / 6 mm (0.236 in) / 8 mm (0.315 in) / 9 mm (0.354 in) / 10 mm (0.394 in) / 12 mm (0.472 in)
Cross Rod Pitch	Project-specific multiples of chain pitch
Chain Pitch	12.7 mm (0.500 in) / 15.875 mm (0.625 in) / 25.4 mm (1.000 in) / 31.75 mm (1.250 in) / 38.1 mm (1.500 in) / 50.8 mm (2.000 in) / 63.5 mm (2.500 in)
Chain Model	#40 / #50 / C2042 / C2052 / C2062 / C2082 / C2102 Solid Roller Chain / Hollow Chain (custom)
Belt Width	300-5000 mm (11.81-196.85 in); custom widths
Belt Length	Custom (m or ft)
Edge Treatment	Welded Washers / Cotter Pins
Accessories	Optional: Side Guide / Tube / Side Roller / Square Bar / Flights / Side Plate
Sprockets	Supply optional; material, tooth count, bore and keyway follow the project drawing

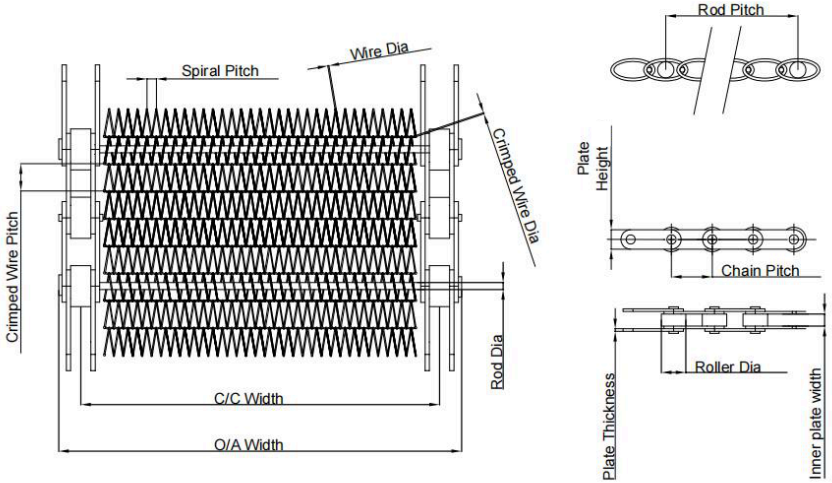

Reference options only. Applicable ranges and combinations follow the confirmed project drawing.
Please provide your equipment or belt drawing to confirm dimensions.
Confirm plate height, wire/cross-rod pitch definitions and width measurement points.
O/A = overall; C/C = center-to-center.

MATERIAL OPTIONS



SUS304



SUS316



Carbon Steel

Specify mesh, rod and chain materials for the project load, equipment geometry and corrosion conditions.

CHAIN PITCH OPTIONS



12.7 mm (0.500 in)



25.4 mm (1.000 in)



31.75 mm (1.250 in)

Nominal chain pitch shown. Confirm chain model, mesh geometry, project load and matching sprockets.

CHAIN PITCH OPTIONS



38.1 mm (1.500 in)



50.8 mm (2.000 in)



63.5 mm (2.500 in)

Nominal chain pitch shown. Confirm chain model, mesh geometry, project load and matching sprockets.

EDGE TREATMENT OPTIONS



Welded Washers



Cotter Pins

Rod-end connections follow the confirmed drawing, project load, equipment geometry and maintenance requirements.

CHAIN-DRIVEN BELT ACCESSORIES



Blue Plastic Side Guide



Tube

Accessory dimensions, materials and attachment details can be customized to the confirmed project drawing.

CHAIN-DRIVEN BELT ACCESSORIES



Stainless Steel Side Roller



Square Bar

Accessory dimensions, materials and attachment details can be customized to the confirmed project drawing.

CHAIN-DRIVEN BELT ACCESSORIES



Spiral Wire Flights



Side Plate

Accessory dimensions, materials and attachment details can be customized to the confirmed project drawing.

CHAIN-DRIVEN BELT ACCESSORIES





L-Type Flights

Accessory dimensions, materials and attachment details can be customized to the confirmed project drawing.

MATCHING SPROCKETS









SUS304 / SUS316 - Chain-Driven Belt Sprockets

Confirm chain model and dimensions, tooth count, material, bore, keyway and mounting details per drawing.

MATCHING SPROCKETS









Mild Steel - Chain-Driven Belt Sprockets

Confirm chain model and dimensions, tooth count, material, bore, keyway and mounting details per drawing.

JBL MESH BELT

ENGINEERED · MATCHED · DELIVERED

Engineering-Controlled Metal Conveyor Belt Partner

START A PROJECT WITH JBL

Engineering-Controlled Metal Conveyor Belt Partner
Chain-Driven Belt · Matching Sprockets · Replacement Support

Engineered · Matched · Delivered

Send your drawing, belt photos or required dimensions.

WHY BUYERS CAN TRUST JBL

PROJECT

EXPERIENCE

Specifications from customer projects

CUSTOM

SPECIFICATIONS

Tailored to your equipment and application

TECHNICAL SUPPORT

Application Review	**Drawings, dimensions and operating conditions**
Specification Alignment	**Belt, chain and sprocket configuration**
Project Follow-up	**Specification confirmation and order follow-up**

GET IN TOUCH

Jin Bei Li Metal (Suzhou) Co., Ltd.

Email ✉ info@jblmeshbelt.com

WhatsApp +86 138 1487 2506

Website www.jblmeshbelt.com | www.jblmeshbelts.com

© 2026 JBL Mesh Belt | All rights reserved | info@jblmeshbelt.com | www.jblmeshbelt.com | www.jblmeshbelts.com