JBL MESH BELT

ENGINEERED · MATCHED · DELIVERED

Engineering-Controlled Metal Conveyor Belt Partner

TECHNICAL SPECIFICATION

BISCUIT BELT

Reference specifications and customizable configurations

REVIEW V2 • JBL-BI-TS • 2026-09-21



OUR PRODUCT CAPABILITIES

Biscuit Belt - Reference specification overview

Parameter	Reference options
Material	Carbon steel / SS304 / SS316
Model*	EBZ-47 / EBZ-47-R / EBZ-48 / EBZ-48-S / EBZ-28 / ECZ-28-R
Spiral Pitch*	3.2 mm (0.126 in) / 3.65 mm (0.144 in) / 4 mm (0.157 in) / 4.3 mm (0.169 in) / 4.4 mm (0.173 in) / 4.5 mm (0.177 in)
Rod Pitch*	3.9 mm (0.154 in) / 5.2 mm (0.205 in) / 5.4 mm (0.213 in) / 6.7 mm (0.264 in) / 6.8 mm (0.268 in)
Rod Diameter*	1.0 mm (0.039 in) / 1.2 mm (0.047 in) / 1.3 mm (0.051 in) / 1.4 mm (0.055 in) / 1.5 mm (0.059 in)
Belt Thickness	2 mm (0.079 in) / 2.4 mm (0.094 in) / 2.6 mm (0.102 in) / 2.8 mm (0.110 in) / 3 mm (0.118 in)
Belt Width	300-1400 mm (11.81-55.12 in)
Edge Finish*	Welded / Clenched
Belt Length	Custom (m or ft)

* Reference options from the product datasheet. Confirm model codes, measurement definitions and applicable combinations. Inch values are rounded references. Final dimensions and tolerances follow the approved project drawing.

CUSTOM SPECIFICATIONS

All specifications can be customized.

Dimensions, materials and edge details can be tailored to your equipment and operating requirements.

Send us your drawing, photos or required dimensions.

DIMENSIONS AND PROJECT MATCHING

Reference drawing and specification definitions

Item	Project confirmation
Spiral Pitch	Confirm measuring direction and repeat interval
Rod Pitch	Confirm the source term and measurement points
Wire / Rod Diameter	Confirm which wire the diameter describes
Spiral Dia (drawing)	Original drawing label; definition to confirm
Overall Width / Length	Confirm finished dimensions and measurement conditions
Material / Temperature	Confirm grade and operating temperature limits
Edge Finish	Confirm welded or looped / clenched edge geometry
Drive / Accessories	Confirm drums, guides and any project-specific sprockets

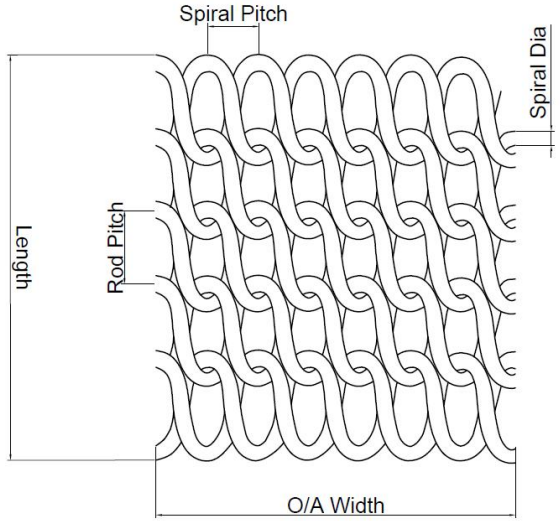

Drawing labels are retained from the enquiry sheet. Dimensions, tolerances and drive compatibility require project confirmation.

BISCUIT BELT

PRODUCT CONFIGURATIONS & APPLICATIONS



Mesh surface



Mesh and edge detail

BISCUIT PRODUCTION

Continuous biscuit conveying with suitable product support.

BAKERY PROCESSING

Conveying matched to baking equipment and process conditions.

FOOD CONVEYING

Continuous food handling with structure and material review.

Custom specifications are available to suit your equipment and application requirements.

Product photographs show example structures. Final material, dimensions and surface condition follow the project specification.

Application suitability depends on belt configuration, materials and operating conditions.

JBL Mesh Belt | info@jblmeshbelt.com | WA: +86 138 1487 2506 | www.jblmeshbelt.com | www.jblmeshbelts.com

BISCUIT BELT



Mesh and edge detail



Mesh surface

Product photographs show example structures. Final material, dimensions and surface condition follow the project specification.

SPEC 02 EDGE TREATMENT OPTIONS



Welded edge example



Looped edge example

Product table: 'Clenched'; product description: 'looped'. Confirm the edge terminology and finished geometry for each model.

REFERENCE MEASUREMENTS



Spiral pitch (source): 5.59 mm (0.220 in)



Wire diameter: 1.5 mm (0.059 in)



Spiral OD (source): 7.83 mm (0.308 in)

Individual photo readings. Confirm the measurement definitions and applicable structure before using them as specifications.

REFERENCE MEASUREMENTS



Wire diameter: 1.5 mm (0.059 in)



Spiral pitch (source): 8.5 mm (0.335 in)

The source also labels 5.59 mm (0.220 in) as spiral pitch on the preceding page. Their definitions and sample relationship require confirmation.

REFERENCE MEASUREMENTS



Belt thickness: reading to confirm*



Pitch (source): 5.21 mm (0.205 in)

* Source caption: 3.09 mm (0.122 in); the display appears to read 3.08 mm (0.121 in). Confirm the original reading and the definition of 'Pitch'.

REFERENCE MEASUREMENTS



Overall width (source): 1200 mm (47.244 in)



Flatness inspection example

Photographs record individual checks. Confirm finished dimensions, flatness tolerance and inspection conditions for the project.

BISCUIT BAKING APPLICATION



Biscuit Belt application



Biscuit Belt application

Confirm product size, baking conditions, working temperature, support and drive arrangement for the intended application.

JBL MESH BELT

ENGINEERED · MATCHED · DELIVERED

Engineering-Controlled Metal Conveyor Belt Partner

START A PROJECT WITH JBL

Engineering-Controlled Metal Conveyor Belt Partner
Biscuit Belt · Custom Configurations

Engineered · Matched · Delivered

Send your drawing, belt photos or required dimensions.

WHY BUYERS CAN TRUST JBL

PROJECT	CUSTOM
EXPERIENCE	**SPECIFICATIONS**
Specifications from customer projects	*Tailored to your equipment and application*

TECHNICAL SUPPORT

Application Review	**Drawings, dimensions and operating conditions**
Specification Alignment	**Belt, edge configuration and sprocket matching**
Project Follow-up	**Specification confirmation and order follow-up**

GET IN TOUCH

Jin Bei Li Metal (Suzhou) Co., Ltd.

Email ✉ info@jblmeshbelt.com

WhatsApp +86 138 1487 2506

Website www.jblmeshbelt.com | www.jblmeshbelts.com

© 2026 JBL Mesh Belt | All rights reserved | info@jblmeshbelt.com | www.jblmeshbelt.com | www.jblmeshbelts.com