JBL MESH BELT

ENGINEERED · MATCHED · DELIVERED

Engineering-Controlled Metal Conveyor Belt Partner

TECHNICAL SPECIFICATION

BALANCED WEAVE BELT

Reference specifications and customizable configurations

REVIEW V2 • JBL-BW-TS • 2026-09-21



OUR PRODUCT CAPABILITIES

Balanced Weave Belt - Reference specification overview

Parameter	Reference options
Material	SUS304 / SUS316 / Mild Steel
Spiral Pitch	2.8-40 mm (0.110-1.575 in)
Spiral Wire Diameter	1.0 mm (0.039 in) / 1.2 mm (0.047 in) / 1.4 mm (0.055 in) / 1.5 mm (0.059 in) / 1.6 mm (0.063 in) / 1.8 mm (0.071 in) / 2.0 mm (0.079 in) / 2.5 mm (0.098 in) / 3 mm (0.118 in) / 3.2 mm (0.126 in)
Crimped Wire Pitch	5-50.8 mm (0.197-2.000 in)
Crimped Wire Diameter	1.2 mm (0.047 in) / 1.4 mm (0.055 in) / 1.5 mm (0.059 in) / 1.6 mm (0.063 in) / 1.8 mm (0.071 in) / 2.0 mm (0.079 in) / 2.5 mm (0.098 in) / 3 mm (0.118 in) / 3.2 mm (0.126 in)
Belt Width	200-5000 mm (7.87-196.85 in); custom widths
Belt Length	Custom (m or ft)
Edge Treatment	Welded / Clenched
Sprockets	Supply optional; matched to the project drawing

Reference options are configuration-specific. Final dimensions and combinations follow the confirmed project drawing.
Inch values are rounded references. Final dimensions and tolerances follow the approved project drawing.

CUSTOM SPECIFICATIONS

All specifications can be customized.

Dimensions, materials, wire configurations and edge details can be tailored to your equipment and operating requirements.

Send us your drawing, photos or required dimensions.

JBL MESH BELT

BALANCED WEAVE BELT

PRODUCT CONFIGURATIONS & APPLICATIONS







BAKING
Continuous bakery conveying with product support reviewed.

COOLING
Cooling lines requiring an open woven structure.

DRYING
Drying conveyors with airflow and process requirements reviewed.

THERMAL PROCESSING
Thermal processes subject to material and temperature review.

FOOD PROCESSING
Continuous food production with structure and material matching.

INDUSTRIAL CONVEYING
Continuous conveying based on equipment and operating conditions.

Custom specifications are available to suit your equipment and application requirements.

Share your belt photos, drawings or operating conditions with JBL Mesh Belt for review.

Application suitability depends on belt configuration, materials and operating conditions.

JBL Mesh Belt | info@jblmeshbelt.com | WA: +86 138 1487 2506 | www.jblmeshbelt.com | www.jblmeshbelts.com

BALANCED WEAVE BELT







TECHNICAL SPECIFICATIONS

Reference specifications. All specifications can be customized.

Belt Type	Balanced Weave Belt
Material	SUS304 / SUS316 / Mild Steel
Spiral Pitch	2.8-40 mm (0.110-1.575 in)
Spiral Wire Diameter	1.0 mm (0.039 in) / 1.2 mm (0.047 in) / 1.4 mm (0.055 in) / 1.5 mm (0.059 in) / 1.6 mm (0.063 in) / 1.8 mm (0.071 in) / 2.0 mm (0.079 in) / 2.5 mm (0.098 in) / 3 mm (0.118 in) / 3.2 mm (0.126 in)
Crimped Wire Pitch	5-50.8 mm (0.197-2.000 in)
Crimped Wire Diameter	1.2 mm (0.047 in) / 1.4 mm (0.055 in) / 1.5 mm (0.059 in) / 1.6 mm (0.063 in) / 1.8 mm (0.071 in) / 2.0 mm (0.079 in) / 2.5 mm (0.098 in) / 3 mm (0.118 in) / 3.2 mm (0.126 in)
Belt Width	200-5000 mm (7.87-196.85 in); custom widths
Belt Length	Custom (m or ft)
Surface Treatment	Mill Finish / Pickling* / Teflon Coating*
Edge Treatment	Welded / Clenched
Sprockets	Supply optional; material, tooth count, bore and keyway follow the confirmed project drawing

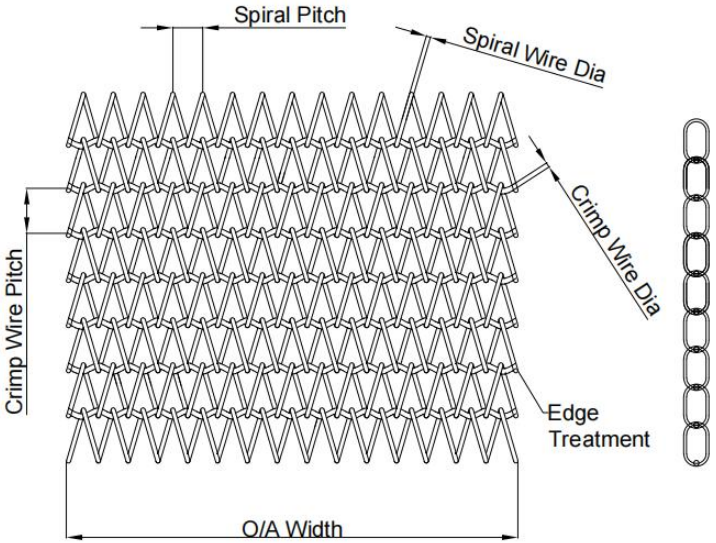

Reference ranges and combinations are structure-specific. Confirm spiral arrangement, pitch definitions and width measurement points.

* Pickling: source wording 'Pickling Welded'; confirm treatment scope. Teflon coating: confirm grade, thickness and service temperature.

SPEC 02

EDGE TREATMENT OPTIONS



Welded



Welded

Edge configuration and wire-end connection details follow the confirmed project drawing and maintenance requirements.

SPEC 02

EDGE TREATMENT OPTIONS



Clenched



Clenched

Edge configuration and wire-end connection details follow the confirmed project drawing and maintenance requirements.

SURFACE TREATMENT OPTIONS



Mill Finish (Mild Steel)



Teflon Coating*



Pickling*

* Confirm coating grade, thickness, service temperature and documentation. Source 'Pickling Welded': confirm the treatment scope.

SPEC 04 MATCHING SPROCKETS



SUS304 / SUS316



UHMWPE

Confirm belt pitch, tooth profile, tooth count, material, bore, keyway and mounting details against the project drawing.

JBL MESH BELT

ENGINEERED · MATCHED · DELIVERED

Engineering-Controlled Metal Conveyor Belt Partner

START A PROJECT WITH JBL

Engineering-Controlled Metal Conveyor Belt Partner
Balanced Weave Belt · Matching Sprockets

Engineered · Matched · Delivered

Send your drawing, belt photos or required dimensions.

WHY BUYERS CAN TRUST JBL

PROJECT

EXPERIENCE

Specifications from customer projects

CUSTOM

SPECIFICATIONS

Tailored to your equipment and application

TECHNICAL SUPPORT

Application Review	**Drawings, dimensions and operating conditions**
Specification Alignment	**Belt, edge configuration and sprocket matching**
Project Follow-up	**Specification confirmation and order follow-up**

GET IN TOUCH

Jin Bei Li Metal (Suzhou) Co., Ltd.

Email ✉ info@jblmeshbelt.com

WhatsApp +86 138 1487 2506

Website www.jblmeshbelt.com | www.jblmeshbelts.com

© 2026 JBL Mesh Belt | All rights reserved | info@jblmeshbelt.com | www.jblmeshbelt.com | www.jblmeshbelts.com